

Cubes – Whitelist words in Shredded text dimension

2018 Q2

Summary

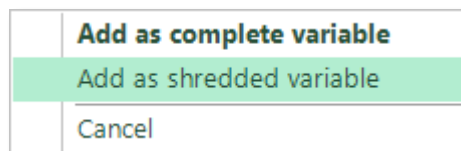
It is now possible to determine a list of words to be specifically included in the display of a Cube using a dimension text variable.

Previously we could right drag a text variable on to a Cube dimension and all values would be added to the Cube. An option could then be applied to exclude specified words from the display.

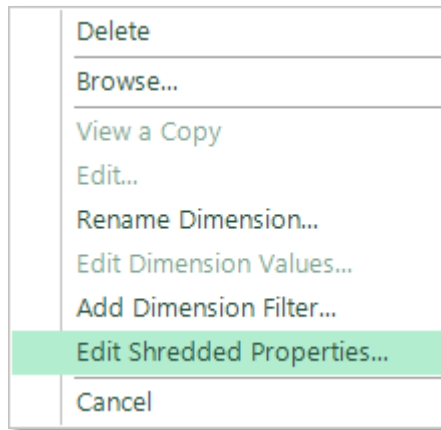
Address Line 1 (shredded)	Customers	
Civic	5	
Clamcleats	2	
Clare	2	
Clarence	7	
Clarendon	9	
Clarke	2	
Close	80	
Coach	5	
Coal	5	
Cobham	2	
Coldharbour	4	

Alternatively, to choose specific words you wish to include in the display...

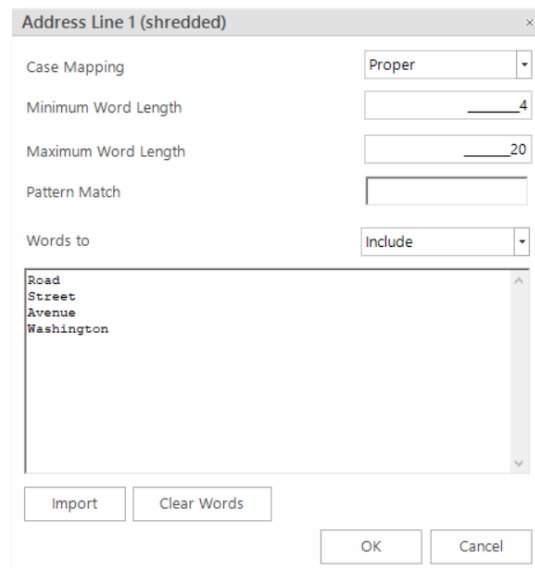
- Open a **Cube**
- Right drag a text variable on to the vertical axis and select **Add as shredded variable**



- **Right click** on the dimension and chose **Edit Shredded Properties...**



- Enter the words you wish to include, change Exclude to **Include** and press **OK**



- Click the **Build** button

